



Appendix E. Monitoring Results



Air Quality Monitoring Results

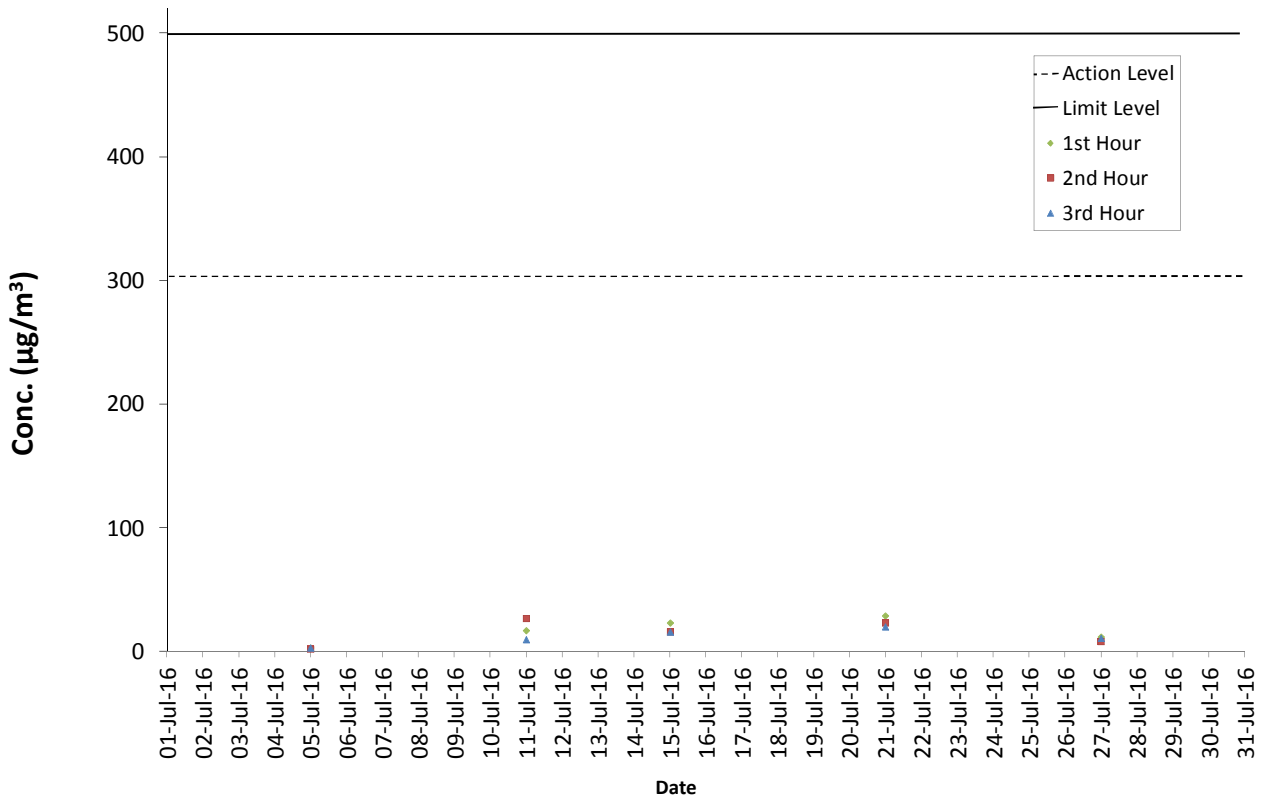
1-hour TSP Results**Station: AR1A- Man Tung Road Park**

Date	Time	Weather	Wind Speed (m/s)	Wind Direction (deg)	1-hr TSP ($\mu\text{g}/\text{m}^3$)	Action Level ($\mu\text{g}/\text{m}^3$)	Limit Level ($\mu\text{g}/\text{m}^3$)
05-Jul-16	13:58	Sunny	7.3	134	3	306	500
05-Jul-16	14:58	Sunny	8.3	122	2	306	500
05-Jul-16	15:58	Sunny	7.1	122	3	306	500
11-Jul-16	08:56	Cloudy	4.8	213	17	306	500
11-Jul-16	09:56	Cloudy	3.2	230	27	306	500
11-Jul-16	10:56	Cloudy	3.0	64	10	306	500
15-Jul-16	09:00	Sunny	11.5	203	23	306	500
15-Jul-16	10:00	Sunny	16.9	210	16	306	500
15-Jul-16	11:00	Sunny	22.3	205	16	306	500
21-Jul-16	08:58	Sunny	1.8	260	29	306	500
21-Jul-16	09:58	Sunny	3.9	207	23	306	500
21-Jul-16	10:58	Sunny	4.3	225	20	306	500
27-Jul-16	08:55	Sunny	8.8	64	12	306	500
27-Jul-16	09:55	Sunny	8.9	64	8	306	500
27-Jul-16	10:55	Sunny	9.2	58	11	306	500

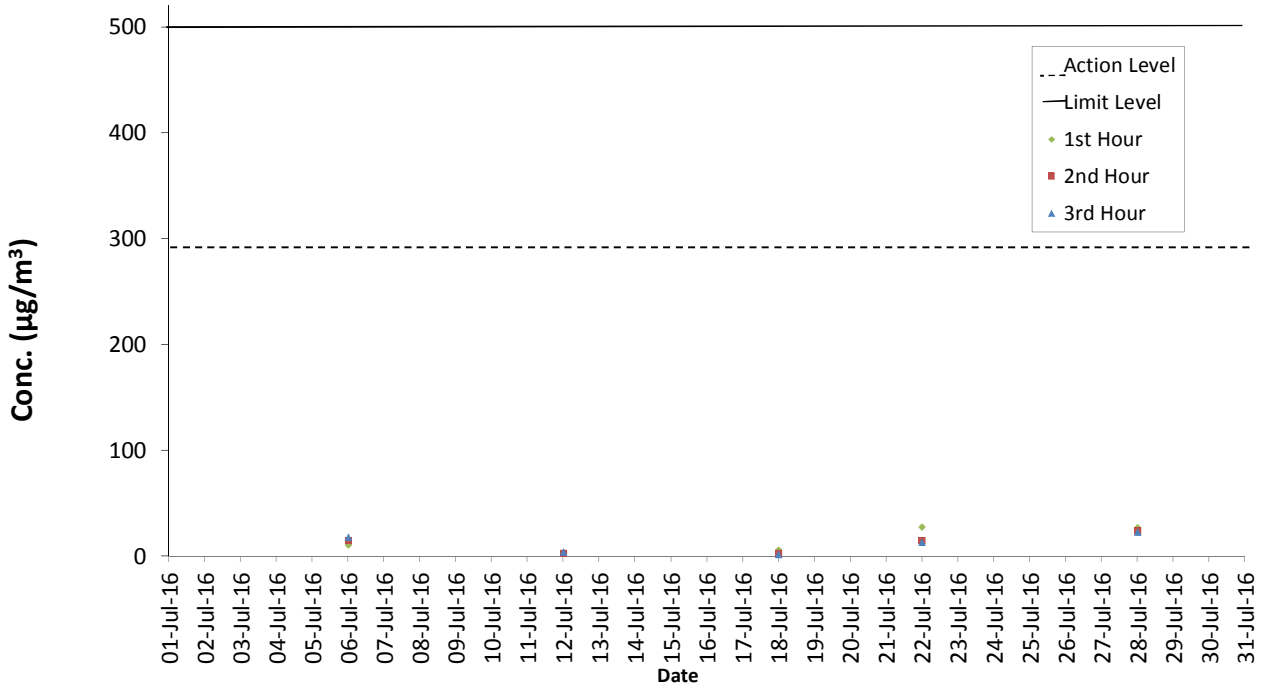
1-hour TSP Results**Station: AR2- Village House, Tin Sum**

Date	Time	Weather	Wind Speed (m/s)	Wind Direction (deg)	1-hr TSP ($\mu\text{g}/\text{m}^3$)	Action Level ($\mu\text{g}/\text{m}^3$)	Limit Level ($\mu\text{g}/\text{m}^3$)
06-Jul-16	08:45	Cloudy and Rainy	2.0	9	11	298	500
06-Jul-16	09:45	Cloudy and Rainy	3.3	123	15	298	500
06-Jul-16	10:45	Cloudy and Rainy	8.0	104	18	298	500
12-Jul-16	08:55	Cloudy	5.9	230	3	298	500
12-Jul-16	09:55	Cloudy	6.5	231	3	298	500
12-Jul-16	10:55	Cloudy	2.4	248	4	298	500
18-Jul-16	09:15	Sunny	5.5	199	6	298	500
18-Jul-16	10:15	Sunny	6.3	243	3	298	500
18-Jul-16	11:15	Sunny	6.9	243	2	298	500
22-Jul-16	08:55	Sunny	3.4	246	28	298	500
22-Jul-16	09:55	Sunny	4.1	277	15	298	500
22-Jul-16	10:55	Sunny	4.0	288	13	298	500
28-Jul-16	08:50	Sunny	1.5	24	27	298	500
28-Jul-16	09:50	Sunny	2.5	295	24	298	500
28-Jul-16	10:50	Sunny	4.8	282	23	298	500

AR1A 1-Hour TSP



AR2 1-Hour TSP



Noise Monitoring Results

Noise Measurement Results

Station: NM1A- Man Tung Road Park

Date	Weather	Time	Measured L ₁₀ dB(A)	Measured L ₉₀ dB(A)	L _{eq(30mins)} dB(A)
05-Jul-16	Sunny	15:05	70.0	56.5	71
05-Jul-16	Sunny	15:10	71.5	57.5	
05-Jul-16	Sunny	15:15	71.5	57.0	
05-Jul-16	Sunny	15:20	71.0	57.5	
05-Jul-16	Sunny	15:25	70.5	57.0	
05-Jul-16	Sunny	15:30	70.5	58.0	
11-Jul-16	Cloudy	14:25	62.5	57.5	65
11-Jul-16	Cloudy	14:30	62.5	58.0	
11-Jul-16	Cloudy	14:35	64.5	58.0	
11-Jul-16	Cloudy	14:40	64.0	61.5	
11-Jul-16	Cloudy	14:45	62.5	60.0	
11-Jul-16	Cloudy	14:50	65.0	57.5	
21-Jul-16	Sunny	09:23	72.5	60.0	72
21-Jul-16	Sunny	09:28	73.0	60.5	
21-Jul-16	Sunny	09:33	71.0	63.0	
21-Jul-16	Sunny	09:38	71.0	61.0	
21-Jul-16	Sunny	09:43	70.5	60.0	
21-Jul-16	Sunny	09:48	72.0	60.0	
27-Jul-16	Sunny	09:22	71.5	53.0	71
27-Jul-16	Sunny	09:27	71.5	54.5	
27-Jul-16	Sunny	09:32	71.0	54.5	
27-Jul-16	Sunny	09:37	70.0	54.0	
27-Jul-16	Sunny	09:42	70.0	54.5	
27-Jul-16	Sunny	09:47	70.5	54.0	

Remarks:

+3dB (A) correction was applied to free-field measurement.

Noise Measurement Results

Station: NM3A- Site Office

Date	Weather	Time	Measured L ₁₀ dB(A)	Measured L ₉₀ dB(A)	L _{eq(30mins)} dB(A)
06-Jul-16	Fine	14:50	65.0	59.0	61
06-Jul-16	Fine	14:55	69.0	59.0	
06-Jul-16	Fine	15:00	66.5	59.0	
06-Jul-16	Fine	15:05	68.0	59.5	
06-Jul-16	Fine	15:10	69.5	59.5	
06-Jul-16	Fine	15:15	69.5	60.0	
12-Jul-16	Cloudy	14:18	64.0	60.0	62
12-Jul-16	Cloudy	14:23	63.5	60.0	
12-Jul-16	Cloudy	14:28	62.5	59.5	
12-Jul-16	Cloudy	14:33	62.0	59.5	
12-Jul-16	Cloudy	14:38	62.0	60.5	
12-Jul-16	Cloudy	14:43	63.5	60.0	
18-Jul-16	Sunny	14:42	69.5	61.0	65
18-Jul-16	Sunny	14:47	71.0	61.5	
18-Jul-16	Sunny	14:52	63.0	61.0	
18-Jul-16	Sunny	14:57	71.0	62.0	
18-Jul-16	Sunny	15:02	71.0	63.5	
18-Jul-16	Sunny	15:07	72.0	61.5	
28-Jul-16	Sunny	10:40	62.5	59.0	62
28-Jul-16	Sunny	10:45	61.5	58.5	
28-Jul-16	Sunny	10:50	62.0	59.5	
28-Jul-16	Sunny	10:55	63.5	59.0	
28-Jul-16	Sunny	11:00	63.5	59.5	
28-Jul-16	Sunny	11:05	64.0	60.5	

Noise Measurement Results

Station: NM4- Ching Chung Hau Po Won Primary School

Date	Weather	Time	Measured L ₁₀ dB(A)	Measured L ₉₀ dB(A)	L _{eq(30mins)} dB(A)
05-Jul-16	Fine	13:00	64.0	60.0	66
05-Jul-16	Fine	13:05	65.0	61.5	
05-Jul-16	Fine	13:10	65.0	61.5	
05-Jul-16	Fine	13:15	63.0	60.0	
05-Jul-16	Fine	13:20	63.5	59.0	
05-Jul-16	Fine	13:25	63.5	59.5	
11-Jul-16	Cloudy	13:20	66.0	60.0	64
11-Jul-16	Cloudy	13:25	62.0	59.0	
11-Jul-16	Cloudy	13:30	63.5	59.0	
11-Jul-16	Cloudy	13:35	62.5	58.5	
11-Jul-16	Cloudy	13:40	62.0	58.0	
11-Jul-16	Cloudy	13:45	62.0	58.5	
21-Jul-16	Sunny	13:07	63.0	59.5	65
21-Jul-16	Sunny	13:12	64.5	60.5	
21-Jul-16	Sunny	13:17	64.5	61.0	
21-Jul-16	Sunny	13:22	62.0	59.0	
21-Jul-16	Sunny	13:27	60.5	57.5	
21-Jul-16	Sunny	13:32	62.0	57.5	
27-Jul-16	Sunny	13:00	60.5	56.0	63
27-Jul-16	Sunny	13:05	61.5	56.0	
27-Jul-16	Sunny	13:10	62.0	56.0	
27-Jul-16	Sunny	13:15	62.0	57.0	
27-Jul-16	Sunny	13:20	60.5	56.5	
27-Jul-16	Sunny	13:25	61.5	56.0	

Remarks:

+3dB (A) correction was applied to free-field measurement.

Noise Measurement Results

Station: NM5- Village House, Tin Sum

Date	Weather	Time	Measured L ₁₀ dB(A)	Measured L ₉₀ dB(A)	L _{eq(30mins)} dB(A)
06-Jul-16	Cloudy	10:35	53.0	49.5	56
06-Jul-16	Cloudy	10:40	53.0	46.5	
06-Jul-16	Cloudy	10:45	54.0	49.5	
06-Jul-16	Cloudy	10:50	55.0	47.5	
06-Jul-16	Cloudy	10:55	58.0	50.0	
06-Jul-16	Cloudy	11:00	57.0	50.5	
12-Jul-16	Cloudy	09:05	62.5	50.0	58
12-Jul-16	Cloudy	09:10	54.0	47.0	
12-Jul-16	Cloudy	09:15	54.5	47.0	
12-Jul-16	Cloudy	09:20	56.5	48.5	
12-Jul-16	Cloudy	09:25	58.0	49.5	
12-Jul-16	Cloudy	09:30	56.0	46.5	
18-Jul-16	Sunny	10:38	53.5	45.0	53
18-Jul-16	Sunny	10:43	52.0	43.0	
18-Jul-16	Sunny	10:48	58.0	44.5	
18-Jul-16	Sunny	10:53	57.5	48.0	
18-Jul-16	Sunny	10:58	63.5	47.0	
18-Jul-16	Sunny	11:03	48.5	42.5	
28-Jul-16	Sunny	09:00	63.0	48.0	56
28-Jul-16	Sunny	09:05	53.0	47.5	
28-Jul-16	Sunny	09:10	52.5	46.0	
28-Jul-16	Sunny	09:15	51.5	46.0	
28-Jul-16	Sunny	09:20	55.5	49.5	
28-Jul-16	Sunny	09:25	54.5	49.5	

Remarks:

+3dB (A) correction was applied to free-field measurement.

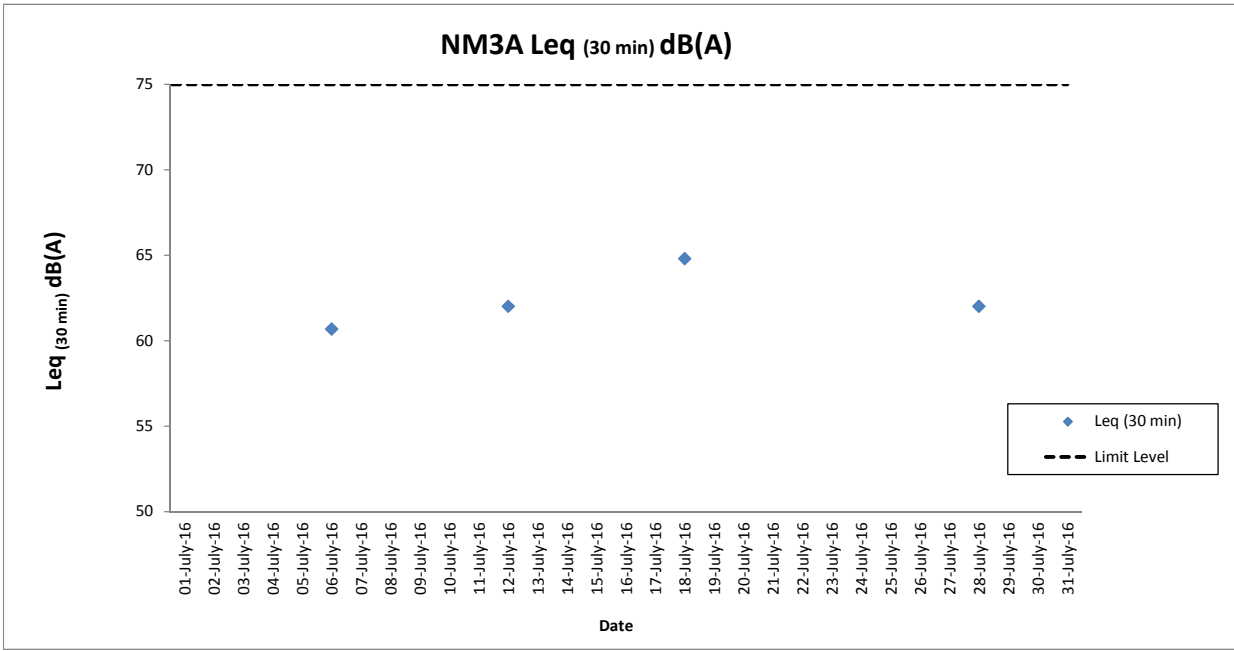
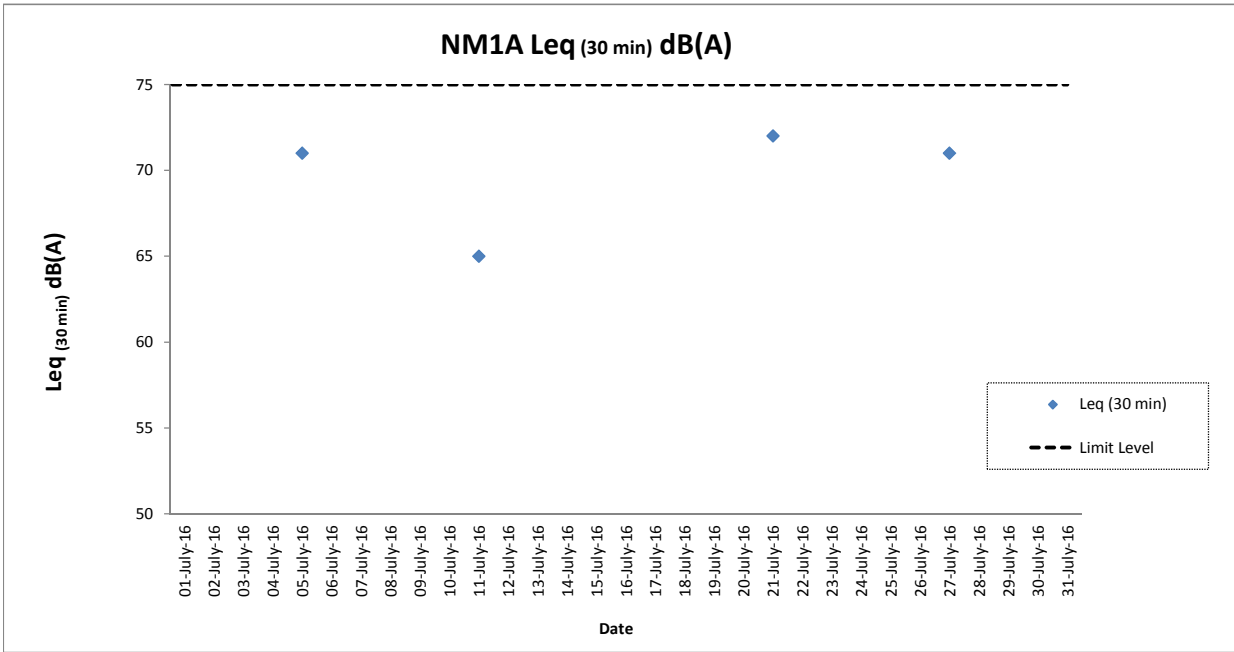
Noise Measurement Results

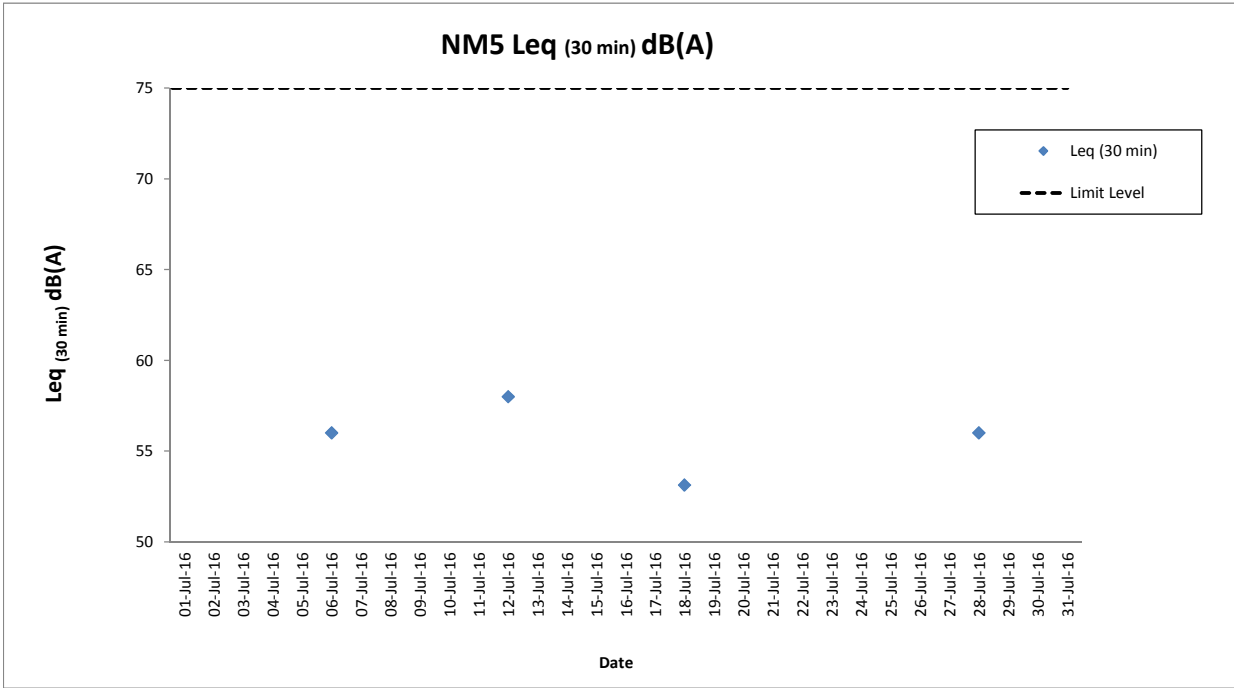
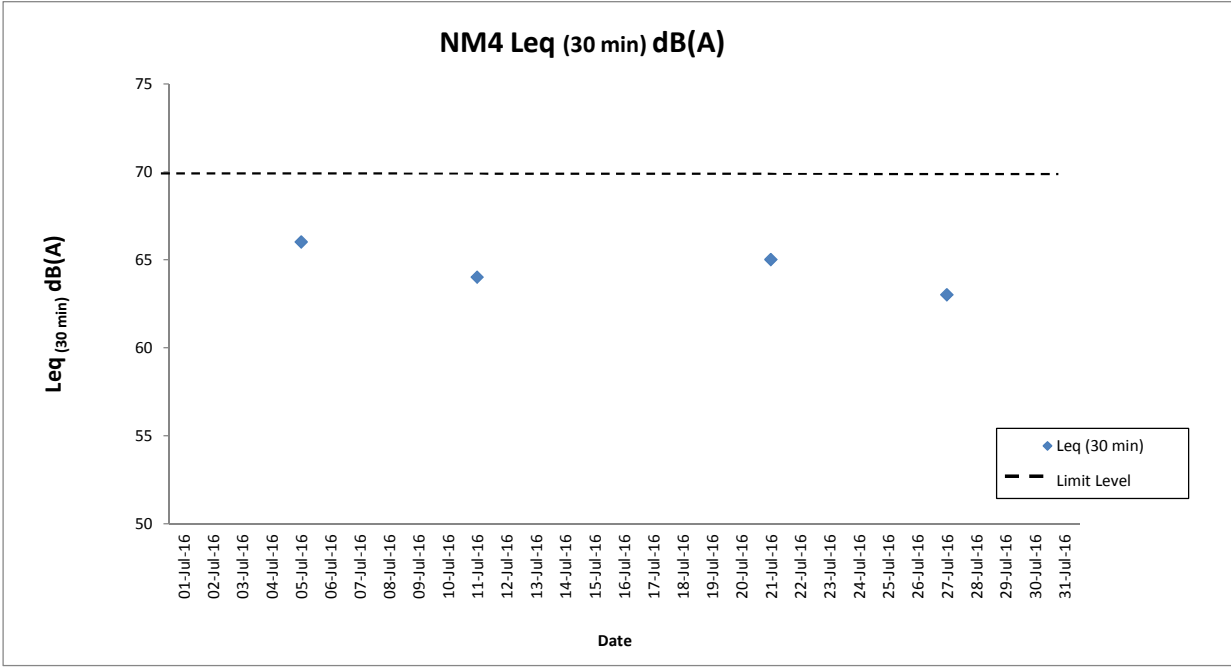
Station: NM6- House No.1 Sha Lo Wan

Date	Weather	Time	Measured L ₁₀ dB(A)	Measured L ₉₀ dB(A)	L _{eq(30mins)} dB(A)
05-Jul-16	Sunny	09:43	67.5	57.5	68
05-Jul-16	Sunny	09:48	69.5	57.5	
05-Jul-16	Sunny	09:53	67.5	57.0	
05-Jul-16	Sunny	09:58	71.0	58.0	
05-Jul-16	Sunny	10:03	63.0	58.0	
05-Jul-16	Sunny	10:08	67.5	58.0	
11-Jul-16	Cloudy	09:40	77.0	55.0	71
11-Jul-16	Cloudy	09:45	71.0	55.5	
11-Jul-16	Cloudy	09:50	74.0	53.0	
11-Jul-16	Cloudy	09:55	77.0	51.5	
11-Jul-16	Cloudy	10:00	71.5	53.0	
11-Jul-16	Cloudy	10:05	74.5	56.5	
21-Jul-16	Sunny	09:45	76.0	65.5	74
21-Jul-16	Sunny	09:50	76.0	65.5	
21-Jul-16	Sunny	09:55	76.0	66.0	
21-Jul-16	Sunny	10:00	72.5	65.5	
21-Jul-16	Sunny	10:05	73.5	65.0	
21-Jul-16	Sunny	10:10	75.0	65.5	
27-Jul-16	Sunny	09:40	65.0	55.0	62
27-Jul-16	Sunny	09:45	63.0	55.0	
27-Jul-16	Sunny	09:50	66.0	57.0	
27-Jul-16	Sunny	09:55	60.5	56.0	
27-Jul-16	Sunny	10:00	67.5	56.0	
27-Jul-16	Sunny	10:05	76.5	57.0	

Remarks:

+3dB (A) correction was applied to free-field measurement.





NM6 Leq (30 min) dB(A)

